

## 4.1.1 Organic: Basic Concepts

### Basic definitions to know

**Hydrocarbon** is a compound consisting of hydrogen and carbon only

**Saturated:** Contain single carbon-carbon bonds only

**Unsaturated :** Contains a C=C double bond

**Molecular formula:** The formula which shows the actual number of each type of atom

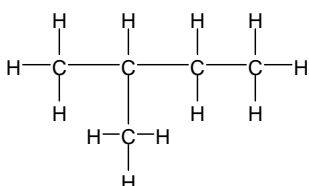
**Empirical formula:** shows the simplest whole number ratio of atoms of each element in the compound

**General formula:** algebraic formula for a homologous series e.g.  $C_nH_{2n}$

**Structural formula** shows the minimal detail that shows the arrangement of atoms in a molecule, eg for butane:  $CH_3CH_2CH_2CH_3$  or  $CH_3(CH_2)_2CH_3$ ,

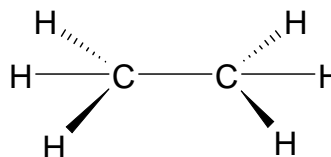
**Displayed formula:** show all the covalent bonds present in a molecule

### Drawing Displayed formulae

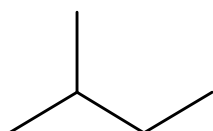


When drawing organic compounds add the hydrogen atoms so that each carbon has 4 bonds

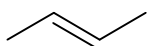
Remember that the shape around the carbon atom in saturated hydrocarbons is tetrahedral and the bond angle is  $109.5^\circ$



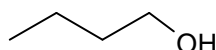
**Skeletal formula** shows the simplified organic formula, shown by removing hydrogen atoms from alkyl chains, leaving just a carbon skeleton and associated functional Groups.



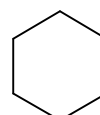
2-methylbutane



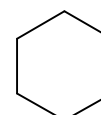
But-2-ene



Butan-1-ol



cyclohexane



cyclohexene

**Aliphatic:** a compound containing carbon and hydrogen joined together in straight chains, branched chains or non-aromatic rings

**Alicyclic :** an aliphatic compound arranged in non-aromatic rings with or without side chains

**Aromatic :** a compound containing a benzene ring

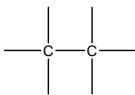
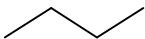

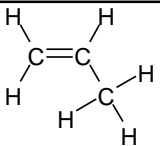
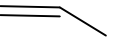
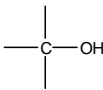
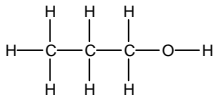
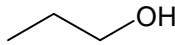
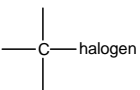
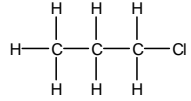
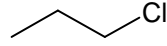

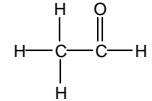
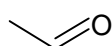

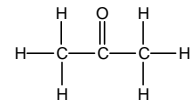
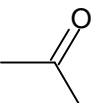
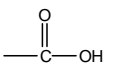
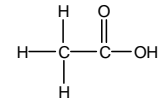
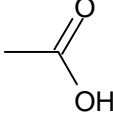
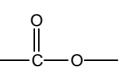
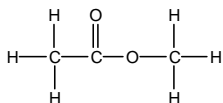
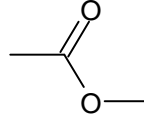
**Saturated:** single carbon-carbon bonds only

**Unsaturated :** The presence of multiple carbon-carbon bonds, including C=C, C C and aromatic rings

**Homologous series** are families of organic compounds with the **same functional group** and **same general formula**.

- They show a gradual change in physical properties (e.g. boiling point).
- Each member differs by  $\text{CH}_2$  from the last.
- same chemical properties.

**Functional group** is an atom or group of atoms which when present in different molecules causes them to have similar chemical properties

homologous series	functional group	prefix / suffix (* = usual use)	example
Alkane		-ane	$\text{CH}_3\text{CH}_2\text{CH}_2\text{CH}_3$  Butane
Alkenes		suffix -ene	  propene
Alcohols		suffix* -ol prefix hydroxy-	  Propan-1-ol
Haloalkanes		prefix chloro- bromo- iodo-	  1-chloropropane
Aldehydes		suffix -al prefix formyl-	  ethanal
Ketones		suffix* -one prefix oxo-	  Propanone
carboxylic acids		suffix -oic acid	  Ethanoic acid
Esters		-yl -oate	  methylethanoate

When compounds contain more than one functional group, the order of precedence determines which groups are named with prefix or suffix forms. The highest precedence group takes the suffix (and the lowest number on the carbon chain), with all others taking the prefix form. However, double and triple C-C bonds only take suffix form.

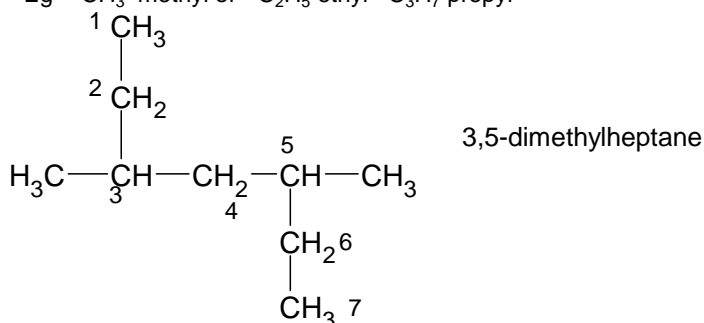
**Order of priority highest first:**

Carboxylic acids > aldehydes > ketones > alcohols > alkenes > halogenoalkanes

### General rules for naming carbon chains

- Count the longest carbon chain and name appropriately
- Find any branched chains and count how many carbons they contain
- Add the appropriate prefix for each branch chain

Eg -CH<sub>3</sub> methyl or -C<sub>2</sub>H<sub>5</sub> ethyl -C<sub>3</sub>H<sub>7</sub> propyl



code	no of carbons
meth	1
eth	2
prop	3
but	4
pent	5
hex	6
hept	7
oct	8
non	9
dec	10

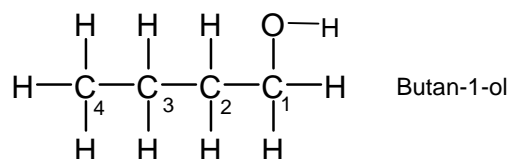
### Basic rules for naming functional groups

- When using a suffix, add in the following way :

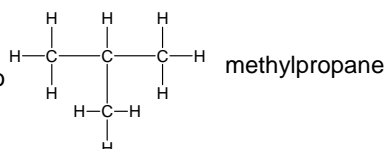
If the suffix starts with a vowel- remove the -e from the stem alkane name  
e.g. Propan-1-ol, butan-1-amine, ethanoic acid, ethanoylchloride, butanamide

If the suffix starts with a consonant or there are two or more of a functional group meaning di, or tri needs to be used then **do not remove the the -e** from the stem alkane name  
e.g. Propanenitrile, ethane-1,2-diol, propanedioic acid, propane-1,2,3-triol, Pentane-2,4-dione.

- The position of the functional group on the carbon chain is given by a number – counting from the end of the molecule that gives the functional group the lowest number. For aldehydes, carboxylic acids & nitriles, the functional group is always on carbon 1.



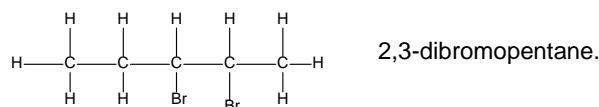
- We only include numbers, however, if they are needed to avoid ambiguity.



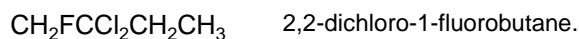
- The functional groups take precedence over branched chains in giving the lowest number

3-methylbut-1-ene is correct and not 2-methylbut-3-ene

- Where there are two or more of the same groups, *di-*, *tri-*, *tetra-*, *penta-*, or *hexa-* are used. Note the point made above about the addition of 'e' to the stem



- Words are separated by numbers with dashes



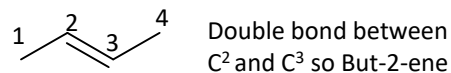
- numbers are separated by commas

- If there is more than one functional group or side chain, the groups are listed in alphabetical order (ignoring any *di*, *tri*).

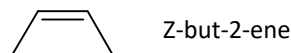


## Alkenes

The double bond will be between two carbons. Use the lower number of the two to show the position of the double bond



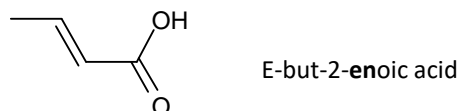
The name for alkenes may include E or Z at start to show the type of stereoisomer



If more than one double bond is present then suffix ends **diene** or **triene**. The stem ends in **a**

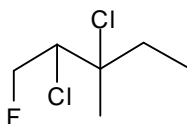
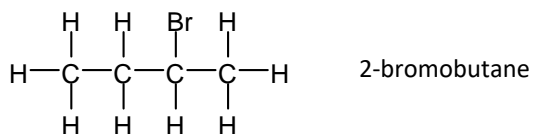


The suffix **-en** for alkenes can go in front of other suffixes. The alcohol and carboxylic acid groups have higher priority than the alkene group so take precedence with numbering

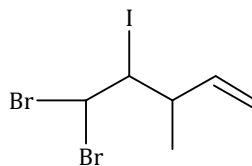


## Haloalkanes

Class the halogen as a substituent on the C chain and use the suffix **-fluoro**, **-chloro**, **-bromo**, or **-iodo**. (Give the position number if necessary)



2,3-dichloro-1-fluoro-3-methylpentane



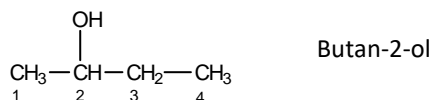
5,5-dibromo-4-iodo-3-methylpent-1-ene

Multiple functional group and side chains are listed in alphabetical order (ignoring any *di*, *tri*).

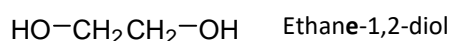
The alkene group has higher priority than the halogenoalkane group so it takes the lowest number on the carbon chain

## Alcohols

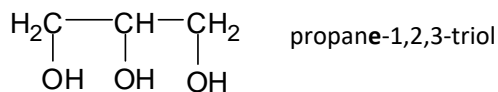
These have the ending **-ol** and if necessary the position number for the OH group is added between the name stem and the **-ol**



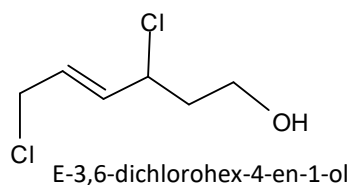
If there are two or more -OH groups then *di*, *tri* are used.



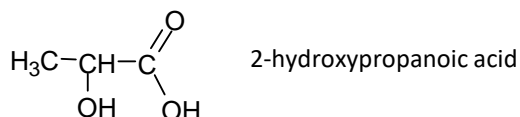
Add the **'e'** on to the stem name though.



The OH group has a higher priority than the halogenoalkane group and alkene so takes precedence in numbering. The OH is on carbon 1



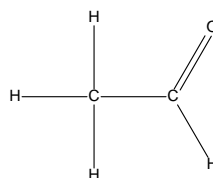
If the compound has an -OH group in addition to another functional group with a higher priority. The priority group gets the suffix ending and the OH can be named with the prefix **hydroxy-**:



## Aldehydes

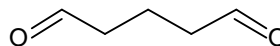
An aldehyde's name ends in **-al**

It always has the C=O bond on the first carbon of the chain so it does not need an extra number. It is by default number one on the chain.



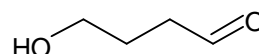
Ethanal

If two aldehyde groups then **di** is put before **-al** and an **e** is added to the stem.



pentanedial

Aldehydes have a higher priority than alcohol so the **-OH** group uses the hydroxy prefix.



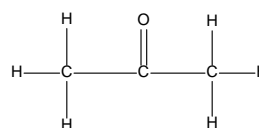
4-hydroxybutanal

## Ketones

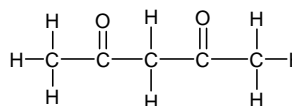
Ketones end in **-one**

When ketones have 5C's or more in a chain then it needs a number to show the position of the double bond. E.g. pentan-2-one

If two ketone groups then **di** is put before **-one** and an **e** is added to the stem.



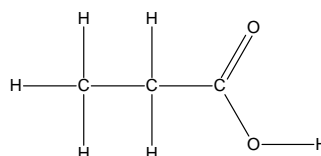
Propanone



Pentane-2,4-dione

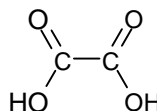
## Carboxylic acids

These have the ending **-oic acid** but no number is necessary for the acid group as it must always be at the end of the chain. The numbering always starts from the carboxylic acid end.

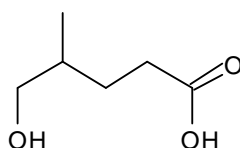


Propanoic acid

If there are carboxylic acid groups on both ends of the chain then it is called a **-dioic acid**



Ethanedioic acid  
Note the **e** in this name

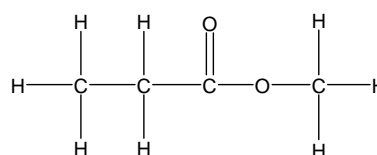


5-hydroxy-4-methylpentanoic acid

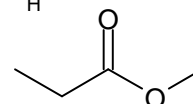
## Esters

Esters have two parts to their names

The bit ending in **-yl** comes from the alcohol that has formed it and is next to the single bonded oxygen.  
The bit ending in **-anoate** comes from the carboxylic acid.  
(This is the chain including the C=O bond)



methylpropanoate



## Isomers

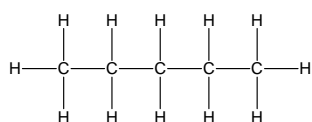
**Structural isomers:** same molecular formula different structures (or structural formulae)

Structural isomerism can arise from

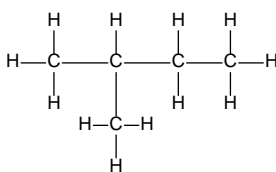
- Chain isomerism
- Position isomerism
- Functional group isomerism

OCR does not split structural isomers into the different categories. They are all classed as structural isomers.

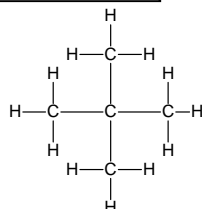
**Chain isomers:** Compounds with the same molecular formula but different structures of the carbon skeleton



pentane

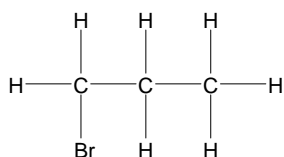


2-methylbutane

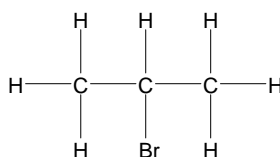


2,2-dimethylpropane

**Position isomers:** Compounds with the same molecular formula but different structures due to different positions of the same functional group on the same carbon skeleton

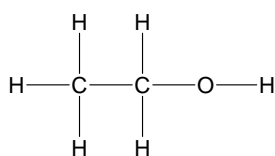


1-bromopropane

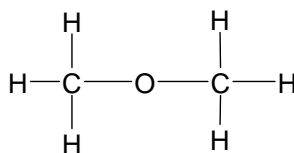


2-bromopropane

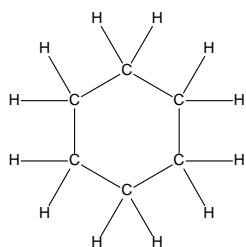
**Functional group isomers:** Compounds with the same molecular formula but with atoms arranged to give different functional groups



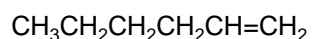
ethanol: an alcohol



Methoxymethane: an ether



Cyclohexane- cyclo alkane



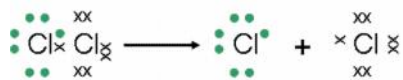
hexene- alkene

Note: alkene and cyclo alkanes have the same general formula. Hexene and cyclohexane have the same molecular formula but have a different functional group

## Introduction to Mechanisms

To understand how the reaction proceeds we must first understand how bonds are broken in organic mechanisms  
There are two ways to break a covalent bond:

**1. HOMOLYTIC FISSION:** *each atom gets one electron from the covalent bond*



The bond has broken in a process called **homolytic** fission.

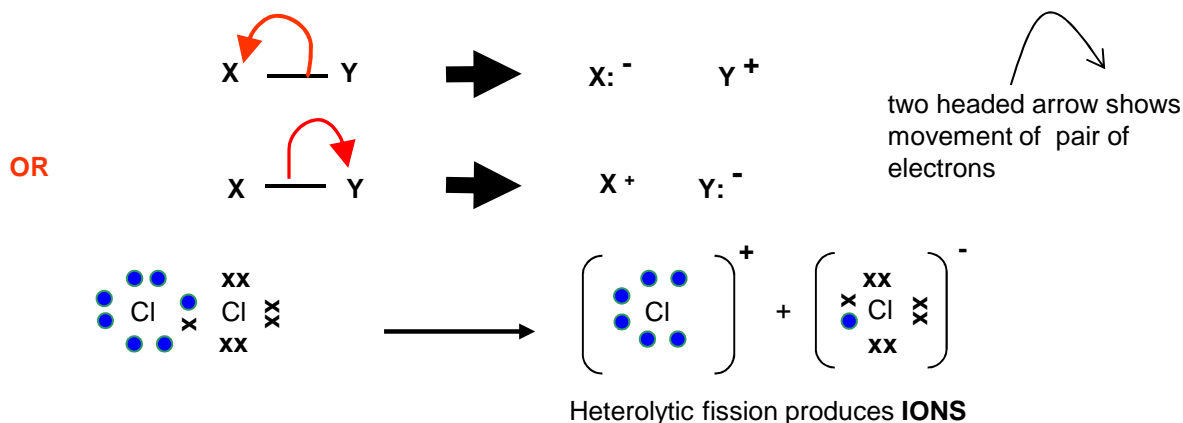
When a bond breaks by homolytic fission it forms two **Free Radicals**.

**Free Radicals** do not have a charge and are represented by a  $\bullet$

### DEFINITION

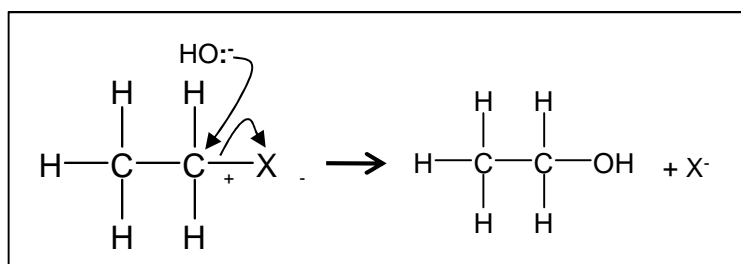
A **Free Radical** is a reactive species which possess an **unpaired electron**

**2. HETEROLYTIC FISSION:** (*one atom gets both electrons*)



Most organic reactions occur via heterolytic fission, producing ions

**The Mechanism:** We draw (or **outline**) mechanisms to show in detail how a reaction proceeds



The carbon has a small positive charge because of the electronegativity difference between the carbon and the halogen

We use curly arrows in mechanisms to show the movement of an electron pair showing either breaking or formation of a covalent bond;

A curly arrow will always **start** from a **lone pair** of electrons or the **centre of a bond**