

4.1.1 Organic: Basic Concepts

Basic definitions to know

Hydrocarbon is a compound consisting of hydrogen and carbon only

Saturated: Contain single carbon-carbon bonds only

Unsaturated : Contains a C=C double bond

Molecular formula: The formula which shows the actual number of each type of atom

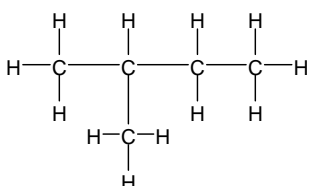
Empirical formula: shows the simplest whole number ratio of atoms of each element in the compound

General formula: algebraic formula for a homologous series e.g. C_nH_{2n}

Structural formula shows the minimal detail that shows the arrangement of atoms in a molecule, eg for butane: $CH_3CH_2CH_2CH_3$ or $CH_3(CH_2)_2CH_3$,

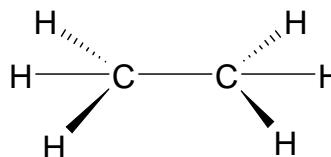
Displayed formula: show all the covalent bonds present in a molecule

Drawing Displayed formulae

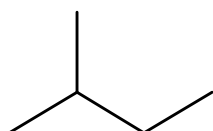


When drawing organic compounds add the hydrogen atoms so that each carbon has 4 bonds

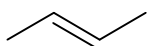
Remember that the shape around the carbon atom in saturated hydrocarbons is tetrahedral and the bond angle is 109.5°



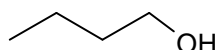
Skeletal formula shows the simplified organic formula, shown by removing hydrogen atoms from alkyl chains, leaving just a carbon skeleton and associated functional Groups.



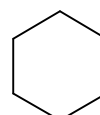
2-methylbutane



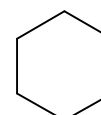
But-2-ene



Butan-1-ol



cyclohexane



cyclohexene

Aliphatic: a compound containing carbon and hydrogen joined together in straight chains, branched chains or non-aromatic rings

Alicyclic : an aliphatic compound arranged in non-aromatic rings with or without side chains

Aromatic : a compound containing a benzene ring

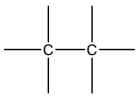
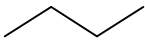

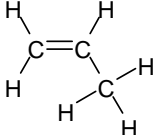
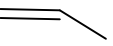
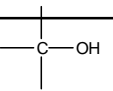
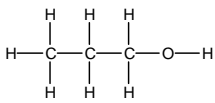
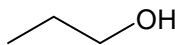
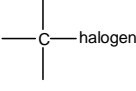
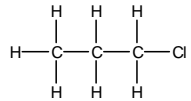
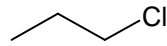
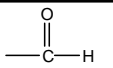
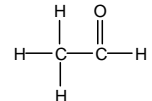
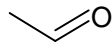
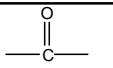
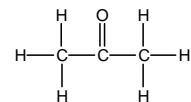
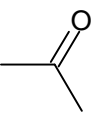
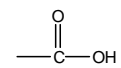
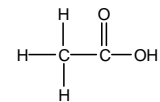
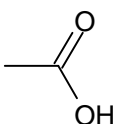
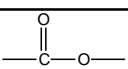
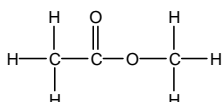
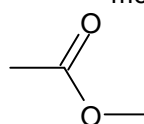
Saturated: single carbon-carbon bonds only

Unsaturated : The presence of multiple carbon-carbon bonds, including C=C, C C and aromatic rings

Homologous series are families of organic compounds with the **same functional group** and **same general formula**.

- They show a gradual change in physical properties (e.g. boiling point).
- Each member differs by CH_2 from the last.
- same chemical properties.

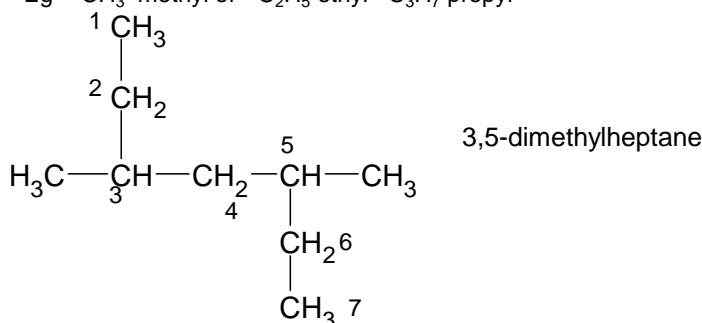
Functional group is an atom or group of atoms which when present in different molecules causes them to have similar chemical properties

homologous series	functional group	prefix / suffix (* = usual use)	example
Alkane		-ane	$\text{CH}_3\text{CH}_2\text{CH}_2\text{CH}_3$  Butane
Alkenes		suffix -ene	  propene
Alcohols		suffix* -ol prefix hydroxy-	  Propan-1-ol
Haloalkanes		prefix chloro- bromo- iodo-	  1-chloropropane
Aldehydes		suffix -al prefix formyl-	  ethanal
Ketones		suffix* -one prefix oxo-	  Propanone
carboxylic acids		suffix -oic acid	  Ethanoic acid
Esters		-yl -oate	  methylethanoate

General rules for naming carbon chains

- Count the longest carbon chain and name appropriately
- Find any branched chains and count how many carbons they contain
- Add the appropriate prefix for each branch chain

Eg -CH₃ methyl or -C₂H₅ ethyl -C₃H₇ propyl



code	no of carbons
meth	1
eth	2
prop	3
but	4
pent	5
hex	6
hept	7
oct	8
non	9
dec	10

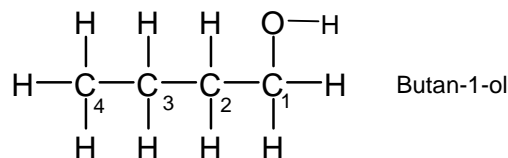
Basic rules for naming functional groups

- When using a suffix, add in the following way :

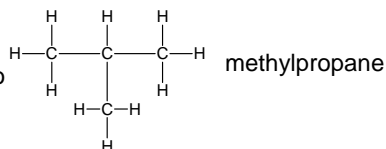
If the suffix starts with a vowel- remove the -e from the stem alkane name
e.g. Propan-1-ol, butan-1-amine, ethanoic acid, ethanoylchloride, butanamide

If the suffix starts with a consonant or there are two or more of a functional group meaning di, or tri needs to be used then **do not remove the the -e** from the stem alkane name
e.g. Propanenitrile, ethane-1,2-diol, propanedioic acid, propane-1,2,3-triol, Pentane-2,4-dione.

- The position of the functional group on the carbon chain is given by a number – counting from the end of the molecule that gives the functional group the lowest number. For aldehydes, carboxylic acids & nitriles, the functional group is always on carbon 1.



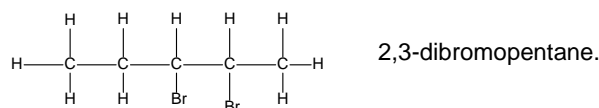
- We only include numbers, however, if they are needed to avoid ambiguity.



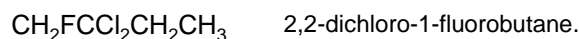
- The functional groups take precedence over branched chains in giving the lowest number

3-methylbut-1-ene is correct and not 2-methylbut-3-ene

- Where there are two or more of the same groups, *di-*, *tri-*, *tetra-*, *penta-*, or *hexa-* are used. Note the point made above about the addition of 'e' to the stem



- Words are separated by numbers with dashes



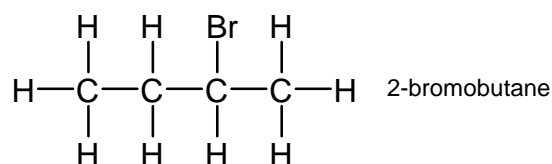
- numbers are separated by commas

- If there is more than one functional group or side chain, the groups are listed in alphabetical order (ignoring any *di*, *tri*).



Haloalkanes

Class the halogen as a substituent on the C chain and use the suffix **-fluoro**, **-chloro**, **-bromo**, or **-iodo**. (Give the position number if necessary)



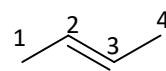
Alkenes

The double bond will be between two carbons. Use the lower number of the two to show the position of the double bond

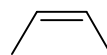
The name for alkenes may include E or Z at start to show the type of stereoisomer

If more than one double bond is present then suffix ends **diene** or **triene**. The stem ends in **a**

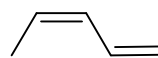
The suffix for alkenes can go in front of other suffixes.



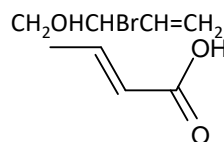
Double bond between C² and C³ so But-2-ene



Z-but-2-ene



Penta-1,3-diene



CH₂OHCHBrCH=CH₂
2-bromobut-3-en-1-ol

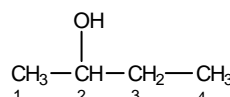
E-but-2-enoic acid

Alcohols

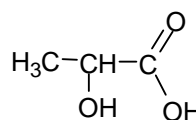
These have the ending **-ol** and if necessary the position number for the OH group is added between the name stem and the **-ol**

If the compound has an **-OH** group in addition to other functional groups that need a suffix ending then the OH can be named with the prefix **hydroxy-**

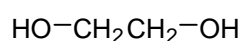
If there are two or more **-OH** groups then di, tri are used. Add the 'e' on to the stem name though



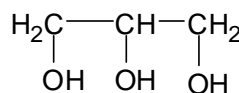
Butan-2-ol



2-hydroxypropanoic acid



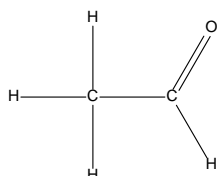
Ethane-1,2-diol



propane-1,2,3-triol

Aldehydes

An aldehyde's name ends in **-al**
It always has the C=O bond on the first carbon of the chain so it does not need an extra number. It is by default number one on the chain

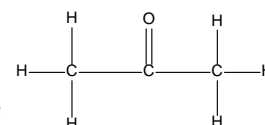


Ethanal

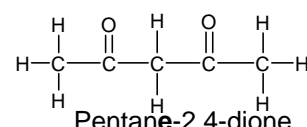
Ketones

Ketones end in **-one**

When ketones have 5C's or more in a chain then it needs a number to show the position of the double bond. E.g. pentan-2-one
If two ketone groups then **di** is put before **-one** and an **e** is added to the stem



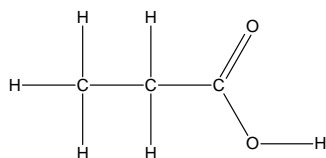
Propanone



Pentane-2,4-dione

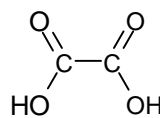
Carboxylic acids

These have the ending **-oic acid** but no number is necessary for the acid group as it must always be at the end of the chain. The numbering always starts from the carboxylic acid end



Ethanoic acid

If there are carboxylic acid groups on both ends of the chain then it is called a **-dioic acid**



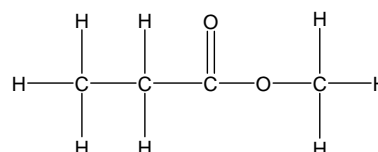
Ethanedioic acid

Note the **e** in this name

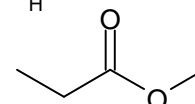
Esters

Esters have two parts to their names

The bit ending in **-yl** comes from the alcohol that has formed it and is next to the single bonded oxygen.
The bit ending in **-anoate** comes from the carboxylic acid. (This is the chain including the C=O bond)



methylpropanoate



Isomers

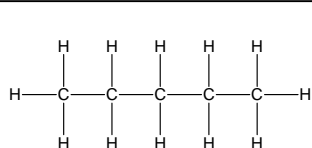
Structural isomers: same molecular formula different structures (or structural formulae)

Structural isomerism can arise from

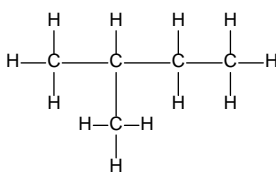
- Chain isomerism
- Position isomerism
- Functional group isomerism

OCR does not split structural isomers into the different categories. They are all classed as structural isomers.

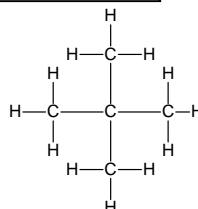
Chain isomers: Compounds with the same molecular formula but different structures of the carbon skeleton



pentane

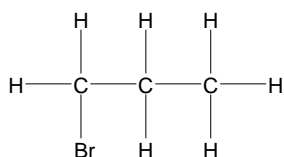


2-methylbutane

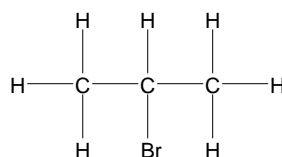


2,2-dimethylpropane

Position isomers: Compounds with the same molecular formula but different structures due to different positions of the same functional group on the same carbon skeleton

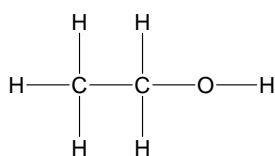


1-bromopropane

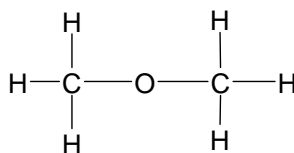


2-bromopropane

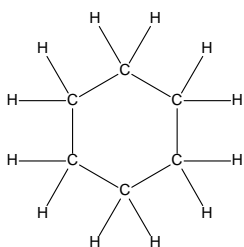
Functional group isomers: Compounds with the same molecular formula but with atoms arranged to give different functional groups



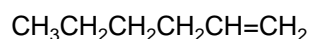
ethanol: an alcohol



Methoxymethane: an ether



Cyclohexane- cyclo alkane



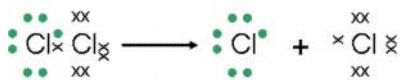
hexene- alkene

Note: alkene and cyclo alkanes have the same general formula. Hexene and cyclohexane have the same molecular formula but have a different functional group

Introduction to Mechanisms

To understand how the reaction proceeds we must first understand how bonds are broken in organic mechanisms
There are two ways to break a covalent bond:

1. HOMOLYTIC FISSION: *each atom gets one electron from the covalent bond*



The bond has broken in a process called **homolytic** fission.

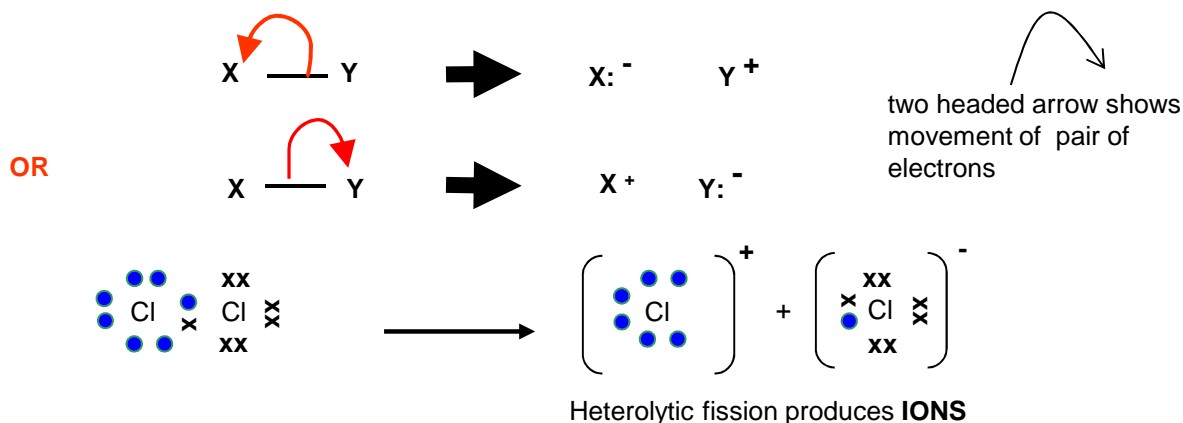
When a bond breaks by homolytic fission it forms two **Free Radicals**.

Free Radicals do not have a charge and are represented by a \bullet

DEFINITION

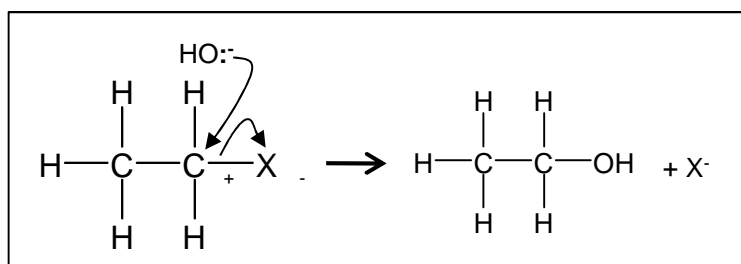
A **Free Radical** is a reactive species which possess an **unpaired electron**

2. HETEROLYTIC FISSION: (*one atom gets both electrons*)



Most organic reactions occur via heterolytic fission, producing ions

The Mechanism: We draw (or **outline**) mechanisms to show in detail how a reaction proceeds



The carbon has a small positive charge because of the electronegativity difference between the carbon and the halogen

We use curly arrows in mechanisms to show the movement of an electron pair showing either breaking or formation of a covalent bond;

A curly arrow will always **start** from a **lone pair** of electrons or the **centre of a bond**